

eVO

SLIT LAMP



reddot design award
winner 2013

LABOMED[®] 
ideas for vision

A SLIT LAMP FOR TOMORROW'S DOCTORS,
DELIVERED TODAY



LABOMED 

eVO

Can a slit lamp design make patient screening simpler? Can it also be designed to address an underserved need in educational environments?

In answer to these questions, we proudly present the LABOMED eVO 500. Winner of the 2013 Red Dot Design award, this modern platform delivers a cutting edge package for today's eye care professionals.

Reflecting LABOMED's signature price to performance ratio, the eVO 500 houses optics that are capable of delivering a near-perfect rendition of the eye's anatomy and a mechanical design engineered for fluid control.



reddot design award
winner 2013

A TRULY DIGITAL SOLUTION



The eVO 500 is the first slit lamp to offer an optional integrated LCD touch panel for live imaging and capture functions. The touch panel makes the system more convenient, not only for routine patient screening, but also for educational environments where subject matter can be visualized by many at a single workstation.

The eVO 500 is part of a new generation of medical microscopes using LABOMED's proprietary *MaxLite™* coated optics, with the latest advancements in anti-reflective surface treatment in order to yield true, vivid images.

A sturdy stand with ergonomic design notes throughout glides on our durable slit tables, and comes with the option of a digital imaging package that not only provides options in image screening and acquisition, but produces higher quality stills and videos. Another advantage is the LABOMED FlexLite feature that provides a soft LED backlight on a flexible gooseneck, producing more evenly lit still images and videos.

All optics are lead free, and all paints used have antimicrobial additives that prevent the growth of bacteria on contact surfaces, ensuring a healthier working environment.

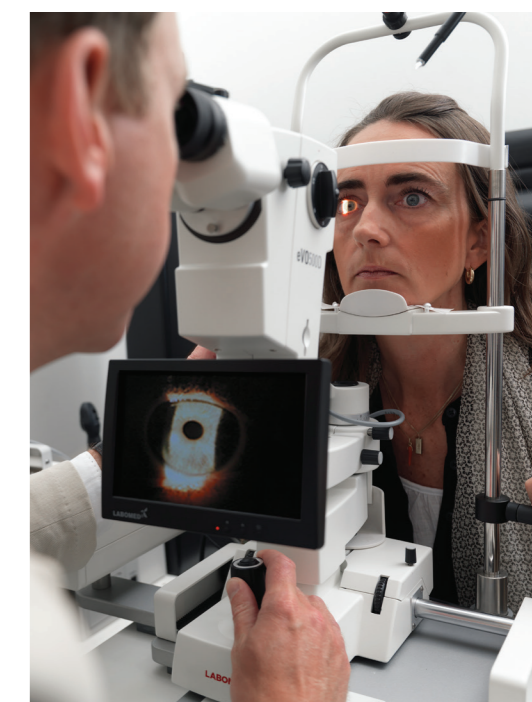
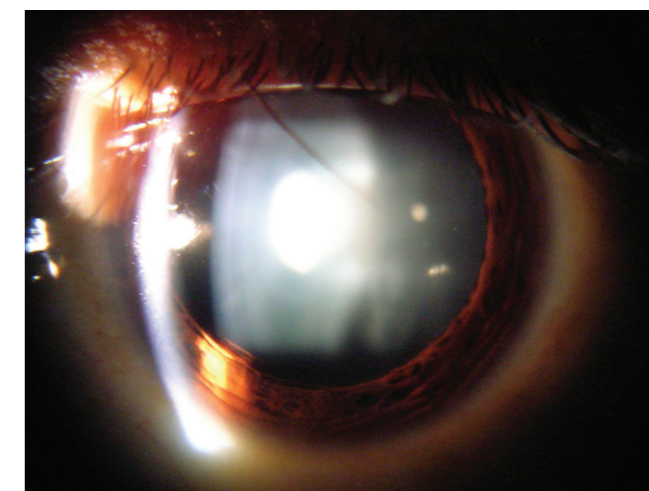
THE FIRST TOUCH PANEL SLIT LAMP SYSTEM

Precision in mechanical design ensures sharp slit projection on your patient's cornea. LABOMED's FlexLite LED fiber optic gooseneck backlight helps create evenly illuminated images and videos, particularly for those images with a high dynamic contrast range.

IOP readings are made available by adding a Tonometer. A host of beam splitters and video adapters from the LABOMED's *ProLine* series are also available for integration of third party DSLR and video cameras.

Auxiliary wide field focusable eyepieces help to augment magnification when necessary. An optional foot pedal control will enable hands free image capturing and video acquisition.

The optional touch panel provides a high resolution preview, in addition to a straight viewing tube and wide field eyepieces for more detailed imaging and analysis. A capture button on the joystick adds another layer of convenience for digital capture.




eVO ADVANTAGES

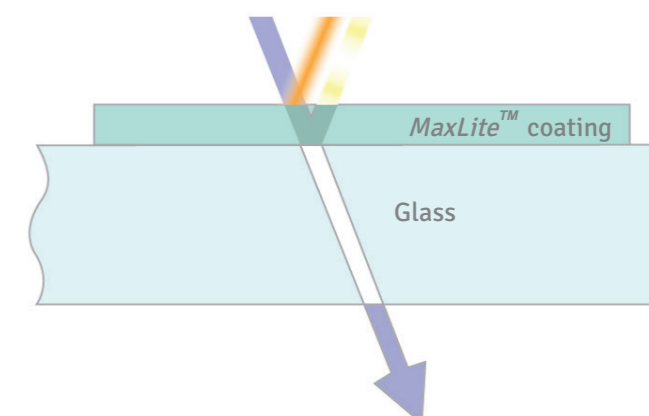


“For my practice, the eVO’s optics are crisp and the mechanical movements are fluid and responsive. I love the image preview as it makes digital capture extremely intuitive.”

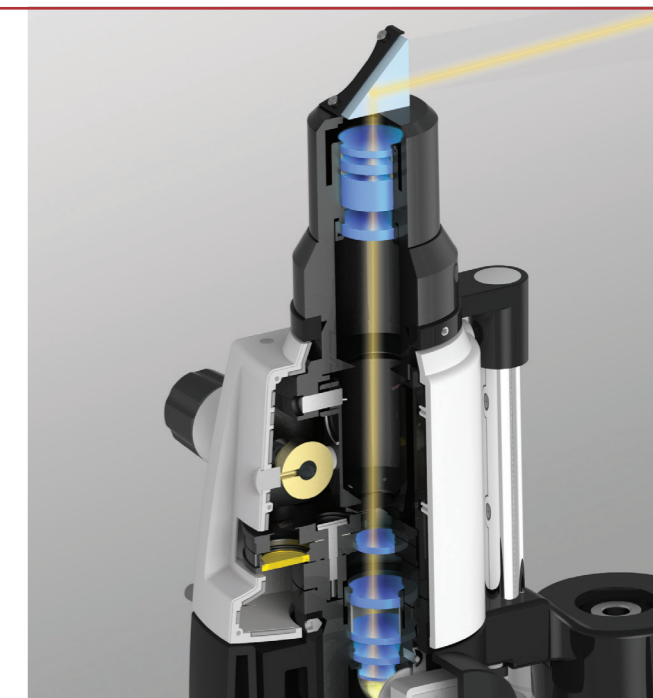
1 Careful design of the optical system provides crisp images with robust contrast and color fidelity, ensuring an accurate view of both the posterior and anterior segments of the eye. An integrated 5-megapixel HD camera with touch panel is optional.



2 LABOMED’s proprietary *MaxLite™* coatings that provide highest efficiency in transmission and reflection through the entire visible spectrum. *MaxLite™* renders optics with excellent anti-fungal, anti-fog and scratch resistant properties.



3 The ability to visualize the eye through bright, even illumination, coupled with apochromatic optics and ergonomic design, makes the eVO an ideal ophthalmic solution for better visual acuity for next generation professionals. It redefines the ideal performance of optics and mechanics in slit lamps.

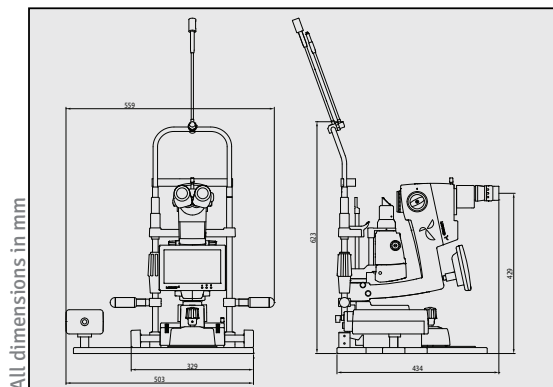


eVO SLIT LAMP SERIES

	eVO 500	eVO 500D
Microscope	Galilean	Galilean
Magnification	5 step: 6.5X, 10X, 16X, 25X, 40X	5 step: 6.5X, 10X, 16X, 25X, 40X
Eyepieces	WF 12.5x, focusable with retractable eye guards, diopter adjustment ± 5 mm and diopter lock	WF 12.5x, focusable with retractable eye guards, diopter adjustment ± 5 mm and diopter lock
Interpupillary distance	49 - 78 mm	49 - 78 mm
Slit length	0 - 13.5 mm	0 - 13.5 mm
Slit apertures	0.6, 5.8, 9, 13.5 mm 1.5 - 12.0 mm continuous	0.6, 5.8, 9, 13.5 mm 1.5 - 12.0 mm continuous
Slit rotation	0 - 180°	0 - 180°
Filters	Red free, Cobalt blue, Heat absorbing	Red free, Cobalt blue, Heat absorbing
Longitudinal movement (in/out)	100 mm	100 mm
Lateral movement (left/right)	107 mm	107 mm
Vertical movement (up/down)	30 mm	30 mm
Chin rest range	80 mm	80 mm
Light source	6V 20W Halogen	6V 20W Halogen
Digital imaging	--	iVu S5 5MP integrated digital camera module with on-device capture button and SD card; USB v2.0 and HDMI (1080p) ports

Optional accessories

Tonometer; Motorized Table; for eVO 500 only: Beam splitter and CCD camera



DESCRIPTION	CONFIGURATION	CATALOG NO.
eVO 500	5 Step, halogen illumination	8145000-000
eVO 500D	5 Step, halogen illumination, integrated digital HD camera	8146000-000



Labo America, Inc.
920 Auburn Court
Fremont, CA 94538

Tel: (510) 445-1257
Fax: (510) 445-1317
E-mail: sales@laboamerica.com

www.laboamerica.com



LABOMED 

Distributor

8145000-796 1.1
© Labo America, Inc. All rights reserved.

SPECIFICATIONS